

# GPPH PRODUCTS

03.2024

[www.GPPH-GROUP.com](http://www.GPPH-GROUP.com)

# PROFESSIONAL WELDING TABLES



**MADE IN POLAND**

# TABLE OF CONTENTS

<b>WELDING TABLES – TRADITIONAL</b>	
EXPERT, PRO, PLUS and ECO series – technical parameters	4
EXPERT, PRO, PLUS and ECO series – dimensions and price list – tables with legs on feet	8
EXPERT, PRO, PLUS and ECO series – dimensions and price list – tables with legs on wheels	9
EXPERT, PRO, PLUS and ECO series – stainless steel covers	10
<b>WELDING TABLES – STAINLESS</b>	
INOX series – technical parameters	11
INOX series – dimensions and price list – tables with legs on feet	14
INOX series – dimensions and price list – tables with legs on wheels	15
<b>WELDING TABLE WEIGHTS</b>	
Weights of traditional and stainless steel welding tables	16
<b>WELDING TABLES – MODULAR</b>	
MWT series – technical parameters	17
MWT series – dimensions and price list	19
<b>WELDING TABLES – WELDING &amp; ASSEMBLY TABLES</b>	
BASIC series – technical parameters	20
BASIC series – dimensions and price list – tables with legs on feet	22
BASIC series – dimensions and price list – tables with legs on wheels	23
DIY series – technical parameters and price list	24
DIY series – toolkits	25
<b>WELDING TABLES – OCTAGONAL</b>	
OCT series – technical parameters	26
OCT series – technical parameters and price list	27
<b>WELDING TABLES – LIFTING (with hydraulic lifting system)</b>	
XWT series – technical parameters	28
XWT series – dimensions and price list	31
<b>WELD STATION – WITH TOOL STORAGE SYSTEM</b>	
WELD STATION series – technical parameters and price list	33
<b>GRINDING–WELDING STATION</b>	
SOG series- technical parameters	34
SOG series- technical parameters and price list	35
<b>WELDING SUPPORTS</b>	
TRESTLE series – technical parameters	36
TRESTLE series – price list	37
<b>WELDING CONNECTIONS BLOCKS</b>	
Blocks – price list	38
<b>TOOLS</b>	
EXPERT series tools	39
PRO series tools	40
PLUS series tools	41
ECO series tools	42
Universal tools	43
Tool trolleys	44
Tool – price list	45
Toolkits	47
<b>GPPH CHEM</b>	
Professional chemicals for the welding industry	49

## MOUNTING HOLE SYSTEM MARKINGS:



- diameter of mounting holes 16 mm



- mounting holes spaced every 50 mm



- mounting holes arranged diagonally



- diameter of mounting holes 28 mm



- mounting holes spaced every 100 mm

\*all prices presented in the offer are net prices



## WELDING TABLES – TRADITIONAL


new series of Traditional Welding Tables – **EXPERT**

### TECHNICAL PARAMETERS

## EXPERT

The **EXPERT** series is a guarantee of performance and durability in any application. The load capacity of this model reaches an impressive 1000 kg per leg, making it the ideal partner for working with large and heavy structures. **The 25 mm thick table top** with 10 mm thick dense ribbing is a solid base, ensuring stability and resistance to deformation.

The **EXPERT** series welding table was primarily designed for heavy structures. It is ideal for the manufacture of heavy road, construction machinery, cranes. It will work well in the shipbuilding industry and for the production of railroad cars or heavy trailers. It will be perfect for advanced heavy welding and metalworking projects where exceptional strength and precision are required.





# WELDING TABLES – TRADITIONAL

**EXPERT, PRO, PLUS** and **ECO** series

## TECHNICAL PARAMETERS

**TRADITIONAL GPPH WELDING TABLES COME IN THREE SERIES: EXPERT, PRO, PLUS, AND ECO. EACH OF THEM IS IN AS MANY AS 10 VERSIONS OF DIMENSIONS.**

You will use them wherever **precision during welding** is needed. For example, you can use them for manual or robotic welding. As a result, your constructions will finally be made accurately, without unnecessary corrections!

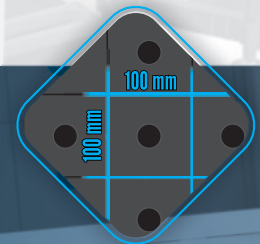
It also ensures ergonomic and fast work while maintaining the precision and repeatability of the structures. All tables are available with legs on feet or legs on wheels – the choice is up to you!

Tables are made of material **S355J2+N** according to ISO 2768-1.

All tables are available with legs on feet or legs on wheels




Each table top has an **engraved scale**. The engraved scale is vertical and horizontal lines in a 100x100 mm grid. It is a reference point when laying the constructions and when assembling tools. Using measuring tools, you can set your structure correctly to get the required dimension.



Depending on your preferences, you can choose **EXPERT, PRO, PLUS, and ECO** Welding Tables in hole systems:

		PRO	PLUS	ECO
		HOLE SYSTEM		
GRID	Fi 28 mm	Fi 16 mm		
	100 x 100	50 x 50		
	DIAGONAL	100 x 100		
	DIAGONAL	DIAGONAL		

		EXPERT
		HOLE SYSTEM
GRID	Fi 28 mm	
	100 x 100	
	DIAGONAL	




# WELDING TABLES – TRADITIONAL

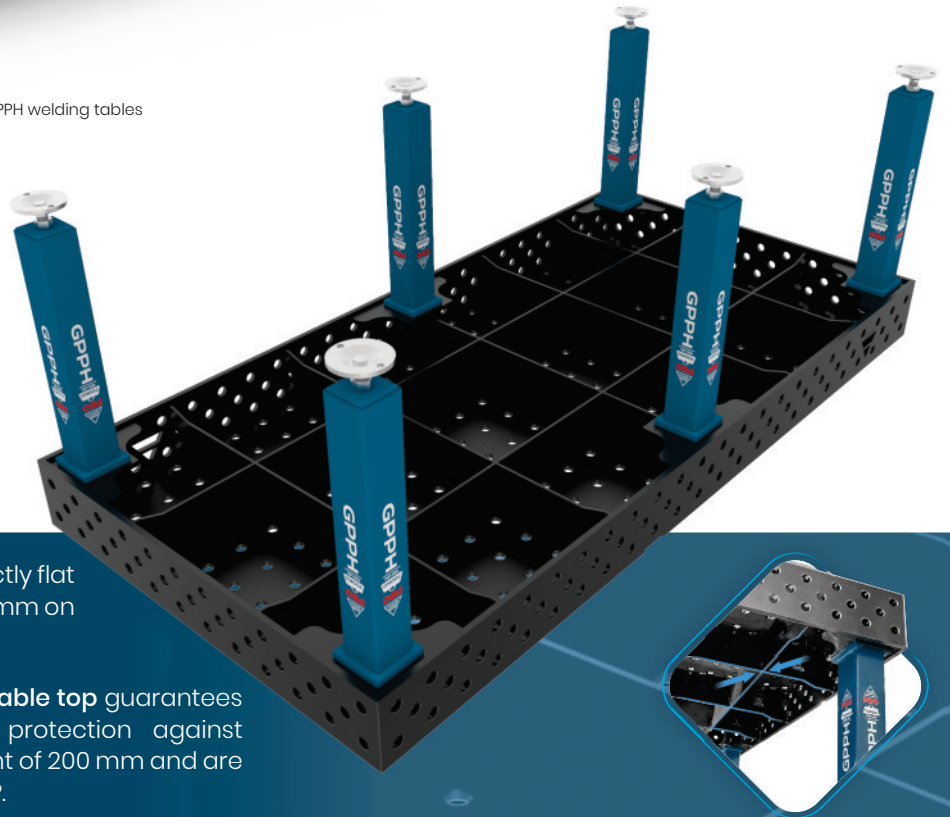
**EXPERT**, **PRO**, **PLUS** and **ECO** series

## TECHNICAL PARAMETERS

DIMENSIONS OF **EXPERT**, **PRO**, **PLUS** AND **ECO** SERIES TABLES [mm]:



\* The 3000x1480 GPPH welding table consists of two 1500x1480 GPPH welding tables connected to each other.



All tables have ribs, which results in a perfectly flat work surface. Ribs are arranged every 400 mm on average.

The massive and rigid foundation of the table top guarantees the highest stability during use and protection against deformation. Tables sidewalls have a height of 200 mm and are executed with a deviation tolerance of  $\pm 0.3^\circ$ .

THE CARRYING CAPACITY OF THE LEGS IN EACH SERIES:

**EXPERT**

120 x 120 mm



**PRO**

100 x 100 mm



**PLUS**

80 x 80 mm



**ECO**

60 x 60 mm





# WELDING TABLES – TRADITIONAL


EXPERT, PRO, PLUS and ECO series

## TECHNICAL PARAMETERS

### THE DIFFERENCES BETWEEN THE SERIES OF GPPH WELDING TABLES:

PARAMETER	EXPERT SERIES	PRO SERIES	PLUS SERIES	ECO SERIES
Tolerance on flatness for a table (on the whole worktop)*	±0,3 mm	±0,3 mm	±0,3 mm	±0,5 mm
Three grids of holes on the 4 sides	✓	✓	✓	✓
Table top thickness	25 mm	15 mm	12 mm	8 mm
Chamfered and milled holes	✓	✓	✓	✗
Chamfered holes from bottom	✓	✓	✓	✗
Holes manufacturing tolerance	+0,05 mm	+0,05 mm	+0,05 mm	±0,1 mm
Leg profile	120x120x4 mm	100x100x4 mm	80x80x4 mm	60x60x4 mm
Capacity	1000 kg / leg	700 kg / leg	500 kg / leg	250 kg / leg
Total load capacity for a table with 4 legs	4 000 kg	2 800 kg	2 000 kg	1 000 kg
Total load capacity for a table with 6 legs	6 000 kg	4 200 kg	3 000 kg	1 500 kg
Total load capacity for a table with 8 legs	8 000 kg	5 600 kg	4 000 kg	2 000 kg
Milled table top edges	✓	✓	✓	✗
Number of dimensional versions	10 versions	10 versions	10 versions	10 versions

\*provided that the table is leveled correctly.



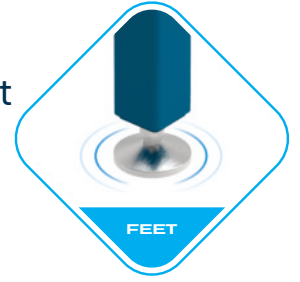
For the **EXPERT** series Welding Tables, you will use the **EXPERT** series milled tools, For the **PRO** series, you will use milled tools from the **PRO** series, and for the **PLUS** and **ECO** series, you will use milled tools from the **PLUS** series. With them, you will precisely make any 2D flat and 3D spatial design. And all this in much less time!

You can find tools from the **EXPERT** series on page 39, the **PRO** series on page 40, and the **PLUS** series on page 41.

## WELDING TABLES – TRADITIONAL

**EXPERT, PRO, PLUS** i **ECO** series – tables with legs on feet

### DIMENSIONS AND PRICE LIST




Price list for tables with legs on feet with a fi 28 mm or fi 16 mm hole system in a 100x100 mm grid:

Table top size [mm]	Net price <b>EXPERT SERIES</b>	Net price <b>PRO SERIES</b>	Net price <b>PLUS SERIES</b>	Net price <b>ECO SERIES</b>
1000 x 600	1 960 EUR	1 520 EUR	1 060 EUR	790 EUR
1000 x 1000	2 340 EUR	1 760 EUR	1 280 EUR	990 EUR
1200 x 800	2 360 EUR	1 790 EUR	1 320 EUR	1 040 EUR
1200 x 1000	2 690 EUR	2 140 EUR	1 590 EUR	1 060 EUR
1200 x 1200	2 990 EUR	2 360 EUR	1 720 EUR	1 180 EUR
1500 x 1000	3 140 EUR	2 630 EUR	1 840 EUR	1 240 EUR
1500 x 1480	3 990 EUR	3 070 EUR	2 080 EUR	1 520 EUR
2000 x 1000	3 790 EUR	2 860 EUR	2 090 EUR	1 520 EUR
2400 x 1200	4 690 EUR	3 620 EUR	2 490 EUR	1 820 EUR
3000 x 1480	7 980 EUR	6 140 EUR	4 160 EUR	3 040 EUR

Price list for tables with legs on feet with a 28 mm or 16 mm hole system in a diagonal grid and for tables with a 16 mm hole system in a 50x50 mm grid:

Table top size [mm]	Net price <b>EXPERT SERIES</b>	Net price <b>PRO SERIES</b>	Net price <b>PLUS SERIES</b>	Net price <b>ECO SERIES</b>
1000 x 600	2 090 EUR	1 820 EUR	1 320 EUR	890 EUR
1000 x 1000	2 490 EUR	2 070 EUR	1 570 EUR	1 090 EUR
1200 x 800	2 540 EUR	2 090 EUR	1 580 EUR	1 180 EUR
1200 x 1000	2 890 EUR	2 420 EUR	1 820 EUR	1 220 EUR
1200 x 1200	3 190 EUR	2 720 EUR	2 090 EUR	1 470 EUR
1500 x 1000	3 620 EUR	2 960 EUR	2 090 EUR	1 420 EUR
1500 x 1480	4 240 EUR	3 560 EUR	2 420 EUR	1 760 EUR
2000 x 1000	4 040 EUR	3 240 EUR	2 360 EUR	1 730 EUR
2400 x 1200	4 990 EUR	4 090 EUR	2 860 EUR	2 090 EUR
3000 x 1480	8 480 EUR	7 120 EUR	4 840 EUR	3 520 EUR





# WELDING TABLES – TRADITIONAL

EXPERT, PRO, PLUS i ECO series – tables with legs on wheels




## DIMENSIONS AND PRICE LIST

Price list for tables with legs on wheel with a fi 28 mm or fi 16 mm hole system in a 100x100 mm grid:

Table top size [mm]	Net price EXPERT SERIES	Net price PRO SERIES	Net price PLUS SERIES	Net price ECO SERIES
1000 x 600	2 220 EUR	1 776 EUR	1 280 EUR	962 EUR
1000 x 1000	2 600 EUR	2 016 EUR	1 500 EUR	1 162 EUR
1200 x 800	2 620 EUR	2 046 EUR	1 540 EUR	1 212 EUR
1200 x 1000	2 950 EUR	2 396 EUR	1 810 EUR	1 232 EUR
1200 x 1200	3 250 EUR	2 616 EUR	1 940 EUR	1 352 EUR
1500 x 1000	3 400 EUR	2 886 EUR	2 060 EUR	1 412 EUR
1500 x 1480	4 250 EUR	3 326 EUR	2 300 EUR	1 692 EUR
2000 x 1000	4 050 EUR	3 116 EUR	2 310 EUR	1 692 EUR
2400 x 1200	5 070 EUR	4 004 EUR	2 820 EUR	2 078 EUR
3000 x 1480	8 500 EUR	6 652 EUR	4 600 EUR	3 384 EUR

Price list for tables with legs on wheel with a 28 mm or 16 mm hole system in a diagonal grid and for tables with a 16 mm hole system in a 50x50 mm grid:

Table top size [mm]	Net price EXPERT SERIES	Net price PRO SERIES	Net price PLUS SERIES	Net price ECO SERIES
1000 x 600	2 350 EUR	2 076 EUR	1 540 EUR	1 062 EUR
1000 x 1000	2 750 EUR	2 326 EUR	1 790 EUR	1 262 EUR
1200 x 800	2 800 EUR	2 346 EUR	1 800 EUR	1 352 EUR
1200 x 1000	3 150 EUR	2 676 EUR	2 040 EUR	1 392 EUR
1200 x 1200	3 450 EUR	2 976 EUR	2 310 EUR	1 642 EUR
1500 x 1000	3 650 EUR	3 216 EUR	2 310 EUR	1 592 EUR
1500 x 1480	4 500 EUR	3 816 EUR	2 640 EUR	1 932 EUR
2000 x 1000	4 300 EUR	3 496 EUR	2 580 EUR	1 902 EUR
2400 x 1200	5 370 EUR	4 474 EUR	3 190 EUR	2 348 EUR
3000 x 1480	9 000 EUR	7 632 EUR	5 280 EUR	3 864 EUR



## WELDING TABLES – TRADITIONAL

**EXPERT, PRO, PLUS** i **ECO** series – stainless steel covers

### DIMENSIONS AND PRICE LIST

For each welding table from the **EXPERT, PRO, PLUS**, and **ECO** series, you can buy a 1 mm thick **stainless steel cover**.

To transform the Traditional GPPH Welding Table into a table ideal for welding stainless steel, just put an overlay on it.

The hole patterns of the stainless steel cap are the same as the hole patterns of the GPPH welding tables.

#### ■ HOLE SYSTEM Fi 28mm and Fi 16mm GRID 100x100mm


Table top size [mm]	netto price
1000 x 600	114 EUR
1000 x 1000	154 EUR
1200 x 800	154 EUR
1200 x 1000	178 EUR
1200 x 1200	199 EUR
1500 x 1000	215 EUR
1500 x 1480	246 EUR
2000 x 1000	274 EUR
2400 x 1200	372 EUR



#### ■ HOLE SYSTEM Fi 28mm and Fi 16mm DIAGONAL GRID

#### ■ HOLE SYSTEM Fi 16mm GRID 50x50mm

Table top size [mm]	netto price
1000 x 600	119 EUR
1000 x 1000	162 EUR
1200 x 800	162 EUR
1200 x 1000	189 EUR
1200 x 1200	214 EUR
1500 x 1000	226 EUR
1500 x 1480	262 EUR
2000 x 1000	292 EUR
2400 x 1200	392 EUR





# WELDING TABLES – STAINLESS

## INOX series

### TECHNICAL PARAMETERS

IN OUR OFFER, YOU WILL FIND THE CONVENTIONAL WELDING TABLES GPPH INOX, WHICH ARE AVAILABLE WITH **PRO** (15 MM) AND **PLUS** (12 MM) SERIES WORKTOPS. EACH OF THEM IS AVAILABLE IN TEN VERSIONS OF DIMENSIONS.


#### INOX SERIES WELDING TABLES FEATURE:

- High electrical conductivity – electrical resistance at 20°C = 0.73 ( $\Omega \text{ mm}^2/\text{m}$ ).
- They are made of stainless steel with high chromium content, which ensures durability and corrosion resistance.
- When welding stainless steel structures, corrosion foci will not appear on them.
- INOX series of tables are available with feet on foot or on wheels.



Depending on your preferences, you can choose **PRO** and **PLUS** Welding Tables in hole systems:

- fi 28 mm in a 100x100 mm grid
- fi 28 mm in a diagonal grid
- fi 16 mm in a 100x100 mm grid
- fi 16 mm in a diagonal grid
- fi 16 mm in a 50x50 mm grid



		HOLE SYSTEM	
		Fi 28 mm	Fi 16 mm
GRID			50 x 50
	100 x 100		100 x 100
	DIAGONAL		DIAGONAL

## WELDING TABLES – STAINLESS

### INOX series

#### TECHNICAL PARAMETERS


Each table top in the INOX version has an engraved scale. In addition, as in traditional welding tables, the tops have **solid and dense ribbing**, which contributes to a **perfectly flat working surface** (flatness tolerance of  $\pm 0.3$  mm over the entire dimension of the table top). The ribs are spaced every 400 mm on average. Solid and rigid construction of the table top ensures **maximum stability during use and protects against deformation**.

The height of the side walls of the tables is 200 mm and they are made with a deviation tolerance of  $\pm 0.3^\circ$ .

You will use milled PRO tools to work on INOX series Welding Tables with PRO series tops, while you will use milled PLUS series tops. **When working on INOX tables, you can use standard GPPH tools** because they are powder-coated. Using our tools, you will be able to accurately make any flat and three-dimensional structure in a much shorter time!

You can find the PRO series tools on page 40 and the PLUS series tools on page 41.

\*Comparison of PRO and PLUS series worktops you will find on page 7.



## CHEM

For cleaning and protection of INOX series Welding Tables, our products GPPH CHEM- **PROTECTOR** and **HD CLEANER** are ideal.

(See page 49 for more on these).






# WELDING TABLES - STAINLESS

INOX series

## TECHNICAL PARAMETERS

DIMENSIONS OF INOX SERIES TABLES WITH PRO, PLUS SERIES worktops [mm]:



\* The 3000x1480 GPPH welding table consists of two 1500x1480 GPPH welding tables connected to each other.

THE CARRYING CAPACITY OF THE LEGS IN EACH SERIES:


**PRO** INOX

100 x 100 mm



**PLUS** INOX

80 x 80 mm

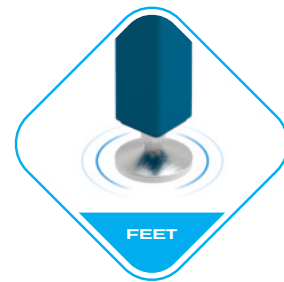




## WELDING TABLES – STAINLESS

INOX series – tables with legs on feet

### DIMENSIONS AND PRICE LIST




Price list for INOX tables with legs on feet with a fi 28 mm or fi 16 mm hole system in a 100x100 mm grid.

Table top size [mm]	Net price PRO SERIES worktop	Net price PLUS SERIES worktop
1000 x 600	4 120 EUR	2 990 EUR
1000 x 1000	5 860 EUR	3 990 EUR
1200 x 800	5 540 EUR	3 890 EUR
1200 x 1000	6 490 EUR	4 520 EUR
1200 x 1200	7 290 EUR	5 090 EUR
1500 x 1000	7 720 EUR	5 320 EUR
1500 x 1480	10 160 EUR	6 990 EUR
2000 x 1000	9 590 EUR	6 590 EUR
2400 x 1200	12 790 EUR	8 740 EUR
3000 x 1480	20 320 EUR	13 980 EUR



Price list for INOX tables with legs on feet with a 28 mm or 16 mm hole system in a diagonal grid and for tables with a 16 mm hole system in a 50x50 mm grid:

Table top size [mm]	Net price PRO SERIES worktop	Net price PLUS SERIES worktop
1000 x 600	4 540 EUR	3 520 EUR
1000 x 1000	6 290 EUR	4 540 EUR
1200 x 800	5 990 EUR	4 290 EUR
1200 x 1000	6 990 EUR	4 990 EUR
1200 x 1200	7 820 EUR	5 590 EUR
1500 x 1000	8 260 EUR	5 860 EUR
1500 x 1480	10 690 EUR	7 540 EUR
2000 x 1000	10 190 EUR	7 160 EUR
2400 x 1200	13 460 EUR	9 390 EUR
3000 x 1480	21 380 EUR	15 080 EUR



# WELDING TABLES - STAINLESS

## INOX series - tables with legs on wheels

### DIMENSIONS AND PRICE LIST



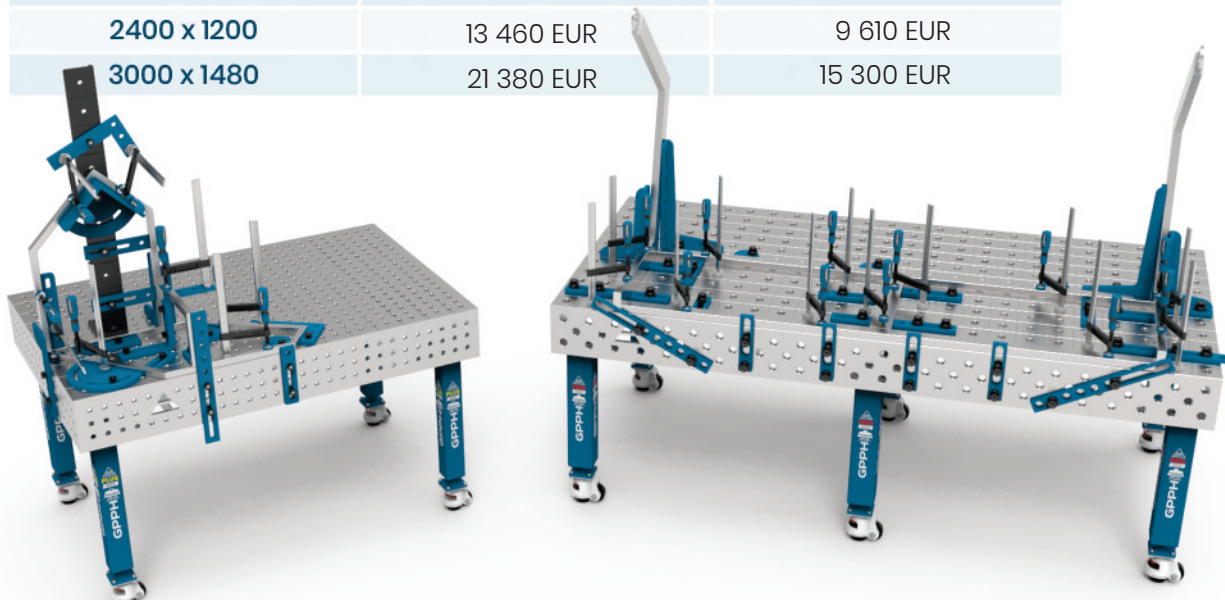
Price list for INOX tables with legs on wheels with a fi 28 mm or fi 16 mm hole system in a 100x100 mm grid.

Table top size [mm]	Net price PRO SERIES worktop	Net price PLUS SERIES worktop
1000 x 600	4 376 EUR	3 210 EUR
1000 x 1000	6 116 EUR	4 210 EUR
1200 x 800	5 796 EUR	4 110 EUR
1200 x 1000	6 746 EUR	4 740 EUR
1200 x 1200	7 546 EUR	5 310 EUR
1500 x 1000	7 976 EUR	5 540 EUR
1500 x 1480	10 416 EUR	7 210 EUR
2000 x 1000	9 846 EUR	6 810 EUR
2400 x 1200	13 174 EUR	9 070 EUR
3000 x 1480	20 832 EUR	14 420 EUR



Price list for INOX tables with legs on wheels with a 28 mm or 16 mm hole system in a diagonal grid and for tables with a 16 mm hole system in a 50x50 mm grid:

Table top size [mm]	Net price PRO SERIES worktop	Net price PLUS SERIES worktop
1000 x 600	4 540 EUR	3 740 EUR
1000 x 1000	6 290 EUR	4 760 EUR
1200 x 800	5 990 EUR	4 510 EUR
1200 x 1000	6 990 EUR	5 210 EUR
1200 x 1200	7 820 EUR	5 810 EUR
1500 x 1000	8 260 EUR	6 080 EUR
1500 x 1480	10 690 EUR	7 760 EUR
2000 x 1000	10 190 EUR	7 380 EUR
2400 x 1200	13 460 EUR	9 610 EUR
3000 x 1480	21 380 EUR	15 300 EUR




## WELDING TABLES - WEIGHTS

weights of traditional and stainless steel welding tables

### TECHNICAL PARAMETERS

Table dimensions [mm]	Weight of EXPERT series	Weight of PRO series	Weight of PRO INOX series	Weight of PLUS series	Weight of PLUS INOX series	Weight of ECO series
1000 x 600	370 kg	210 kg	210 kg	170 kg	170 kg	110 kg
1000 x 1000	460 kg	280 kg	290 kg	230 kg	230 kg	150 kg
1200 x 800	480 kg	270 kg	280 kg	220 kg	220 kg	140 kg
1200 x 1000	530 kg	320 kg	320 kg	260 kg	260 kg	170 kg
1200 x 1200	590 kg	350 kg	360 kg	280 kg	290 kg	190 kg
1500 x 1000	620 kg	370 kg	380 kg	300 kg	310 kg	200 kg
1500 x 1480	800 kg	490 kg	510 kg	390 kg	410 kg	270 kg
2000 x 1000	750 kg	460 kg	480 kg	370 kg	380 kg	250 kg
2400 x 1200	990 kg	630 kg	660 kg	510 kg	530 kg	340 kg
3000 x 1480	1480 kg	980 kg	1020 kg	780 kg	810 kg	530 kg

\*weights are approximate





# WELDING TABLES – MODULAR

## MWT series

### TECHNICAL PARAMETERS



GPPH Modular Welding Tables are available in two variants of the top plates:



- material: S355J2+N
- material: tool steel subjected to the following treatment processes: nitriding + oxidation

The tops of the modular tables are made up of milled, sliding panels 15 mm thick, and by adjusting their surface you will achieve perfect flatness. They are made with a system of holes  $\phi$  28 mm in a 100x100 mm grid.

In addition, the design of our modular tables allows you to increase the number of attachment points for tools in the gaps between the tabletop plates - increased ergonomics.

### MODULAR TABLES HAVE:

- Milled and chamfered holes for easy tool installation.
- The modular tables are compatible with PRO series tools.
- The modular tables have wheels with a foot in the base legs, with a load capacity of 250 kg per leg.
- The height of the tables can be adjusted from 850 mm - 1150 mm, P=50 mm.
- It is possible to combine the tables to obtain a larger working area.
- As an option, you can also purchase side plates.



# WELDING TABLES - MODULAR

## MWT series

### TECHNICAL PARAMETERS



### TYPES OF GPPH MODULAR WELDING TABLES AND AVAILABLE DIMENSIONS [mm]



#### SINGLE TABLE

1000 x 1000

1200 x 1200

1600 x 1500

We offer three standard versions. They are ideal for small-scale production or serve as the basis for unlimited expansion of the surface of the welding station.



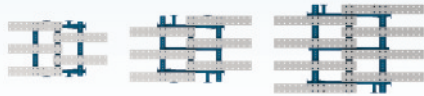
#### EXTENDABLE SINGLE TABLE

1770 x 1000

2170 x 1200

2670 x 1600

Each table from our offer can be unfolded thanks to sliding plates and the use of additional legs.





#### DOUBLE TABLE

2000 x 1000

2400 x 1200

3200 x 1500

The most popular sets are sets composed of two single tables. The design of the tables allows expansion in every direction. They are in three dimensions.




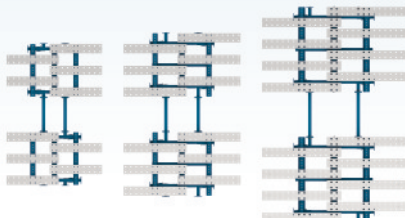
#### SET WITH A LARGE WORK SURFACE

2630 x 1770

3030 x 2170

4000 x 2670

Connection of two unfolded tables by means of connectors is the perfect solution for spatial construction. They are in three dimensions.



# WELDING TABLES – MODULAR

## MWT series

### DIMENSIONS AND PRICE LIST



Dimension [mm]	Material of the top plates: S355J2+N	Material of the top plates: tool steel subjected to the nitriding + oxidation
<b>SINGLE TABLE</b>		
1000 x 1000	2 040 EUR	3 660 EUR
1200 x 1200	2 260 EUR	4 360 EUR
1600 x 1500	2 570 EUR	5 670 EUR
<b>EXTENDABLE SINGLE TABLE</b>		
1770 x 1000	2 220 EUR	3 670 EUR
2170 x 1200	2 480 EUR	4 570 EUR
2670 x 1600	2 880 EUR	5 990 EUR
<b>DOUBLE TABLE</b>		
2000 x 1000	4 080 EUR	7 320 EUR
2400 x 1200	4 520 EUR	8 720 EUR
3200 x 1500	5 140 EUR	11 340 EUR
<b>SET WITH A LARGE WORK SURFACE</b>		
2630 x 1770	4 290 EUR	7 160 EUR
3030x 2170	4 700 EUR	8 890 EUR
4000 x 2670	5 300 EUR	11 490 EUR
<b>SET OF SIDE PLATES</b>		
for a single modular table with dimensions of 1000x1000	450 EUR	1 460 EUR
for a single modular table with dimensions of 1200x1200	490 EUR	1 820 EUR
for a single modular table with dimensions of 1600x1500	530 EUR	2 140 EUR





# WELDING TABLES – WELDING & ASSEMBLY TABLES

## BASIC series

### TECHNICAL PARAMETERS

## WHERE WILL YOU USE THE BASIC WELDING TABLE? YOU CAN USE IT WHEREVER WELDING REQUIRES PRECISION.

It does not matter if your welding work is done classically by hand or you use welding robots – BASIC tables are a perfect choice! Your constructions will finally be made accurately, without unnecessary corrections!


If you use a welding robot for your work, we have a great solution for you! The BASIC Welding Table is perfect as a base for **robotic welding workstations**, as well as for measuring. For this type of work, no side walls are used, so the BASIC Welding Table fulfils all your needs and at the same time is **more attractive in terms of price** compared to traditional welding tables with side walls.

### BASIC WELDING TABLES HAVE:

- Perfectly flat work surface [ $\pm 0.3$  mm on whole worktop];
- The massive and rigid base of the tabletop is 80mm high;
- Chamfered and milled holes for easy tool mounting, executed in tolerance  $+0.05$  mm;
- Engraved scale in a 100x100mm grid;
- Made of S355J2+N material in accordance with ISO 2768-1;
- Height adjustment with standard legs approx. 880-930mm;
- All tables are rib reinforced, arranged every 400 mm on average;
- Milled table top edges;
- Tabletop thickness 12mm;
- Legs made of 60x60mm profile;
- Table load capacity up to 1,500 kg (250 kg/leg).

### HOLE SYSTEM

GRID	Fi 28 mm	Fi 16 mm
	100 x 100	100 x 100
		DIAGONAL



# WELDING TABLES – WELDING & ASSEMBLY TABLES

## BASIC series

### TECHNICAL PARAMETERS

DIMENSIONS OF BASIC SERIES TABLES [mm]:





Table top size [mm]	Weight*
1000 x 600	110 kg
1000 x 1000	160 kg
1200 x 800	150 kg
1200 x 1000	180 kg
1200 x 1200	200 kg
1500 x 1000	220 kg
1500 x 1480	300 kg
2000 x 1000	280 kg
2400 x 1200	390 kg

\*these are approximate values



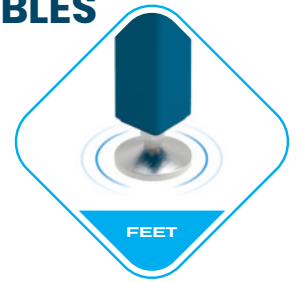
Using the milled tools of the PLUS series, you will build a suitable and easy-to-use working environment for making repetitive flat as well as spatial structures.

You can find the PLUS tools on page 41

# WELDING TABLES – WELDING & ASSEMBLY TABLES

**BASIC** series – tables with legs on feet

## DIMENSIONS AND PRICE LIST




GPPH welding table legs are available with feet and with wheels. The foot provides reliable support, keeping the table top level and stable, allowing you to concentrate on making precise welds and assemblies. Thus, tables with feet provide a solid and reliable base for professional welders and do-it-yourselfers.

Price list for tables with legs on feet with hole system fi 28 mm and fi 16 mm in 100x100 mm grid:

Table top dimensions [mm]	Net price
1000 x 600	760 EUR
1000 x 1000	980 EUR
1200 x 800	940 EUR
1200 x 1000	1 060 EUR
1200 x 1200	1 190 EUR
1500 x 1000	1 220 EUR
1500 x 1480	1 590 EUR
2000 x 1000	1 490 EUR
2400 x 1200	1 990 EUR

Price list for tables with legs on feet with hole system fi 16 mm in diagonal grid and 50x50 mm grid:

Table top dimensions [mm]	Net price
1000 x 600	860 EUR
1000 x 1000	1 070 EUR
1200 x 800	1 060 EUR
1200 x 1000	1 190 EUR
1200 x 1200	1 290 EUR
1500 x 1000	1 340 EUR
1500 x 1480	1 720 EUR
2000 x 1000	1 640 EUR
2400 x 1200	2 140 EUR





# WELDING TABLES – WELDING & ASSEMBLY TABLES

**BASIC** series – tables with legs on wheels

## DIMENSIONS AND PRICE LIST




Welding tables with legs on wheels are an excellent option for those who need mobility and flexibility in organising their workspace. The wheels allow the table to be easily moved around the workshop, making work more efficient. In addition, the wheels are equipped with a locking mechanism that keeps the table in a stable position during welding or assembly.

Price list for tables with legs on wheels with hole system fi 28 mm and fi 16 mm in 100x100 mm grid:

Table top dimensions [mm]	Net price
1000 x 600	932 EUR
1000 x 1000	1 152 EUR
1200 x 800	1 112 EUR
1200 x 1000	1 232 EUR
1200 x 1200	1 362 EUR
1500 x 1000	1 392 EUR
1500 x 1480	1 762 EUR
2000 x 1000	1 662 EUR
2400 x 1200	2 248 EUR

Price list for tables with legs on wheels with hole system fi 16 mm in diagonal grid and 50x50 mm grid:

Table top dimensions [mm]	Net price
1000 x 600	1 032 EUR
1000 x 1000	1 242 EUR
1200 x 800	1 232 EUR
1200 x 1000	1 362 EUR
1200 x 1200	1 462 EUR
1500 x 1000	1 512 EUR
1500 x 1480	1 892 EUR
2000 x 1000	1 812 EUR
2400 x 1200	2 398 EUR



# WELDING TABLES – WELDING & ASSEMBLY TABLES

## DIY series

### TECHNICAL PARAMETERS



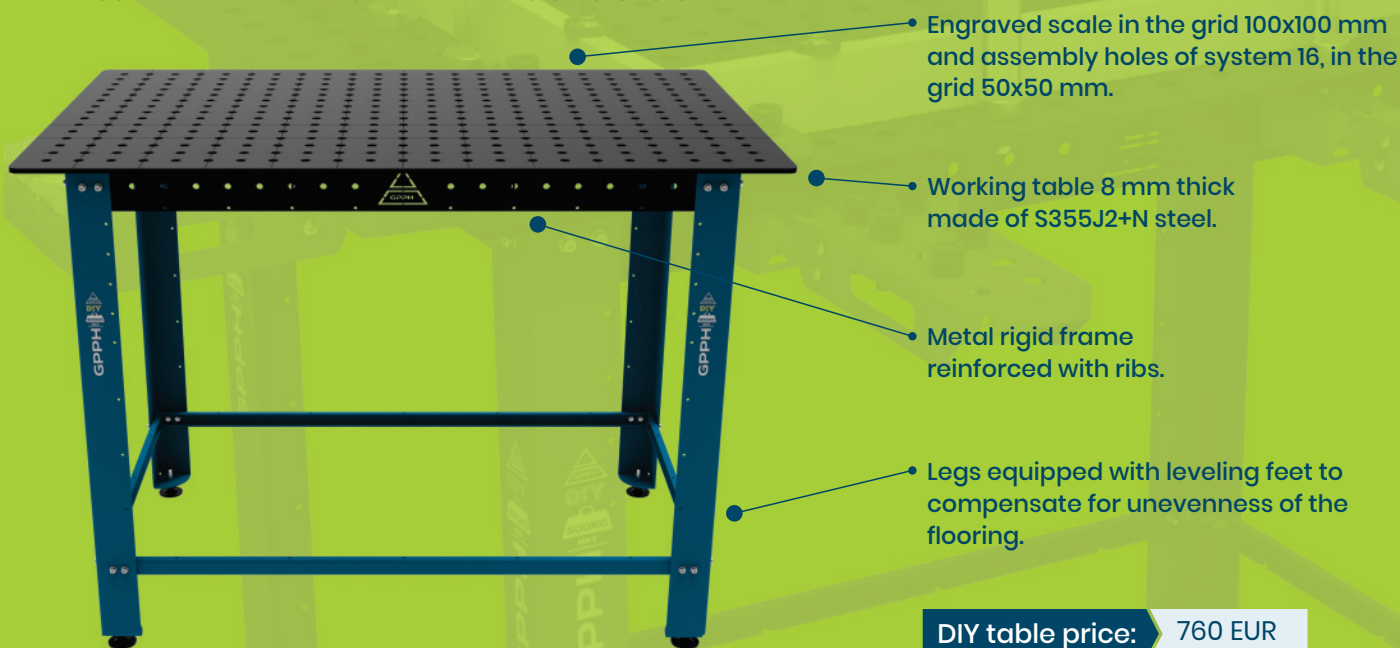
The **DIY Welding and Assembly Table** has a dimension of 1200x800 mm and is available in the version of holes 16 mm in a 50x50 mm grid. The holes have an execution tolerance of  $\pm 0.1$  mm. In addition, the DIY table has an engraved scale in a 100x100 mm grid. The height of the table is 880 mm. The DIY welding and assembly table is made of S355J2+N material.

DIY tables are **densely ribbed**, which affects their perfect flatness [ $\pm 0,5$  mm on the whole worktop]. In addition, they have equipped with leveling feet that level the unevenness of the floor.

The DIY table top is 8 mm thick. The maximum load capacity of the table is 500 kg. The table weight is approx. 90 kg. This product will be perfect not only for the welder and the **DIY enthusiast, carpenter, and car mechanic, as an auxiliary table for CNC machines and various workshops.**

For DIY tables, tools from the PLUS series are compatible with the fast assembly bolt ECO/PLUS (see tools on page 42).

### ASSEMBLY-WELDING TABLE DIY CONSISTS OF:



### ADDITIONAL ACCESSORIES FOR DIY TABLES:



Adapter for tool shelves

DIY series 11,40 EUR / pcs.



Set of wheels for DIY table

DIY series 46 EUR / 4 pcs.


# WELDING TABLES – WELDING & ASSEMBLY TABLES

DIY series

## TOOL KITS

For DIY welding and assembly tables, we offer two ready-to-use tool sets from the PLUS series (see page 41 for a presentation of all tools in this series) which are fastened with the ECO/PLUS quick release dowel (see page 42).

In the case of set no.1, tool shelf adapters are included so that a mobile tool shelf can be attached to the side of the DIY table top.



TOOLKIT

**35**  
parts

DIY no.1

**DIY TOOLKIT 1**

PLUS series 1 063,60 EUR




TOOLKIT

**13**  
parts

DIY no.2

**DIY TOOLKIT 2**

PLUS series 407 EUR





## WELDING TABLES – OCTAGONAL



OCT series

### TECHNICAL PARAMETERS

#### INNOVATIVE SOLUTION FOR INDUSTRY

Octagonal welding tables, dedicated for robotization, are an innovative solution for industries that rely on automation of welding processes. They are characterized by a unique octagon shape, which works perfectly with **robotic welding systems**.

**OCT** series tables are widely used in manufacturing, especially where there is a need for automation and precision in welding processes. They are ideal for the automotive, aerospace and steel structure manufacturing industries.



#### TOP VERSIONS AVAILABLE FOR OCT SERIES

steel S355J2+N

**PRO**

**PLUS**

steel **INOX** 1.4301

**PRO INOX**

**PLUS INOX**

#### HOLE SYSTEM

GRID

Fi 28 mm

Fi 16 mm

50 x 50

DIAGONAL

DIAGONAL

# WELDING TABLES - OCTAGONAL

## OCT series

### TECHNICAL PARAMETERS AND PRICELIST

#### TECHNICAL PARAMETERS OF THE TABLE TOP OCT

Tolerance on flatness for a table ±0,3 mm


Holes manufacturing tolerance ±0,05 mm

Chamfered and milled holes ✓

Chamfered holes from bottom ✓

Three grids of holes on the sides ✓

#### OCT SERIES TABLE DIMENSIONS [mm]:



- **PRECISION AT THE HIGHEST LEVEL:** The octagonal shape of the table allows precise positioning of parts, which is crucial in applications where every millimeter matters.
- **FLEXIBILITY FOR DIFFERENT APPLICATIONS:** Octagonal tables are suitable for use with various welding robots.
- **STABILITY AND DURABILITY:** The design of GPPH tables is based on high-quality materials, which guarantees the stability and durability of the tables even under intensive use.
- **AUTOMATION INTEGRATION:** The tables have special mounting points and holes that facilitate integration with automation systems, which greatly speeds up the process of implementing production lines.
- **WORKSPACE OPTIMIZATION:** The octagonal shape allows for optimal use of working space, which is extremely important for manufacturing plants where every square meter matters.

Table top [mm]	PRO SERIES net price	PLUS SERIES net price	PRO INOX SERIES net price	PLUS INOX SERIES net price
600 x 600	1 120 EUR	1 040 EUR	1 890 EUR	1 740 EUR
800 x 800	1 470 EUR	1 340 EUR	2 620 EUR	2 420 EUR
1000 x 1000	1 860 EUR	1 690 EUR	3 490 EUR	3 190 EUR
1200 x 1200	2 340 EUR	2 140 EUR	4 560 EUR	4 160 EUR
1400 x 1400	2 930 EUR	2 790 EUR	5 920 EUR	5 340 EUR
600 x 600	1 260 EUR	1 140 EUR	2 060 EUR	1 890 EUR
800 x 800	1 620 EUR	1 520 EUR	2 780 EUR	2 620 EUR
1000 x 1000	2 040 EUR	1 840 EUR	3 690 EUR	3 390 EUR
1200 x 1200	2 560 EUR	2 290 EUR	4 820 EUR	4 440 EUR
1400 x 1400	3 190 EUR	2 890 EUR	6 140 EUR	5 560 EUR

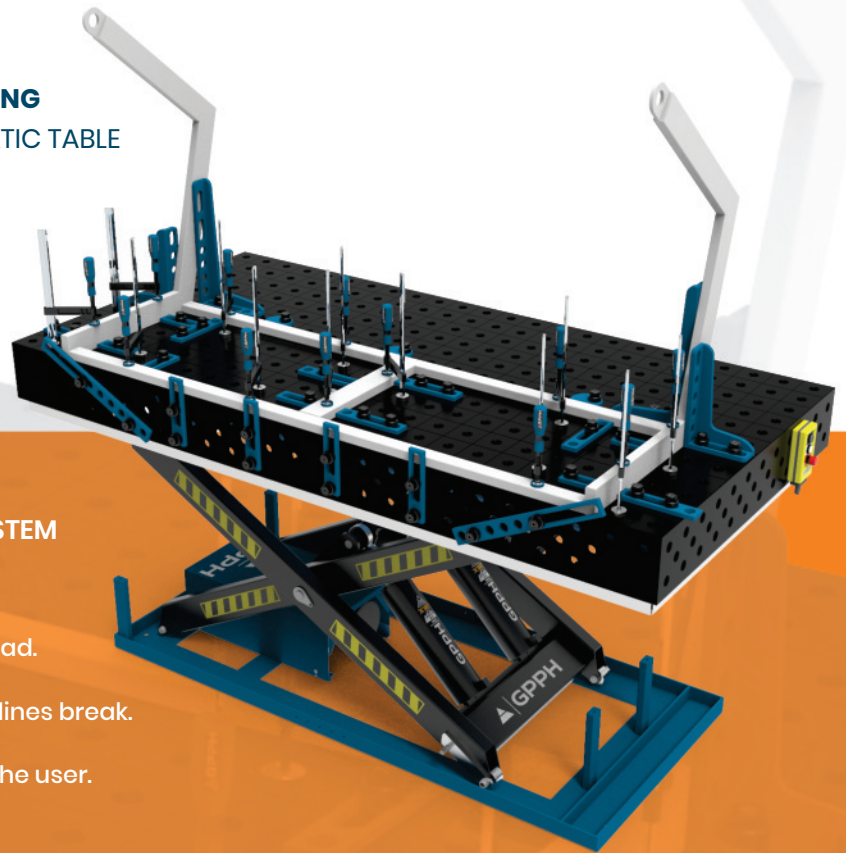


## WELDING TABLES - LIFTING

with hydraulic lifting system - **XWT** series

### TECHNICAL PARAMETERS

**GPPH WELDING TABLES WITH HYDRAULIC LIFTING SYSTEM** ARE SPECIALISED TABLES WITH AUTOMATIC TABLE TOP HEIGHT ADJUSTMENT.



WELDING TABLES WITH HYDRAULIC LIFTING SYSTEM HAVE:

- Overload valve to prevent lifting too heavy a load.
- A safety valve to stop lowering if the hydraulic lines break.
- Limit switches to prevent crushing or injury to the user.

#### TOPS AVAILABLE FOR XWT TABLES

S355J2+N steel	<b>EXPERT</b>	<b>PRO</b>	<b>PLUS</b>	<b>ECO</b>
INOX 1.4301 steel	<b>PRO INOX</b>		<b>PLUS INOX</b>	

#### XWT TABLE DIMENSIONS

1500 x 1000	1500 x 1480	2000 x 1000	2400 x 1200
-------------	-------------	-------------	-------------

#### HOLE SYSTEM

	Fi 28 mm	Fi 16 mm
GRID		50 x 50
	100 x 100	100 x 100
	DIAGONAL	DIAGONAL

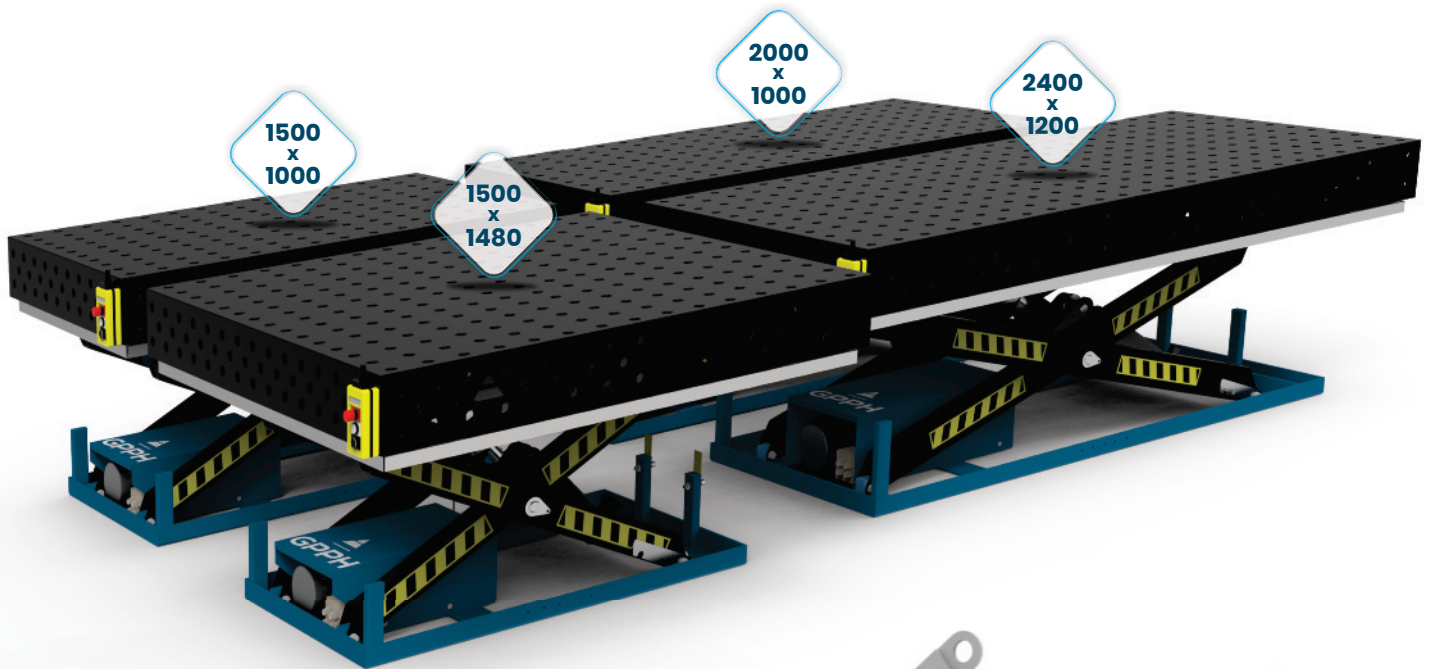


## WELDING TABLES - LIFTING

with hydraulic lifting system - **XWT** series

### TECHNICAL PARAMETERS

**XWT** SERIES TABLE DIMENSIONS [mm]:



## WELDING TABLES - LIFTING

with hydraulic lifting system - **XWT** series

### TECHNICAL PARAMETERS

#### TECHNICAL PARAMETERS OF THE BASE WITH HYDRAULIC LIFTING SYSTEM:

supply voltage:	400 V
revolutions [obr/min]:	1400
protection class:	IP54
insulation class:	F

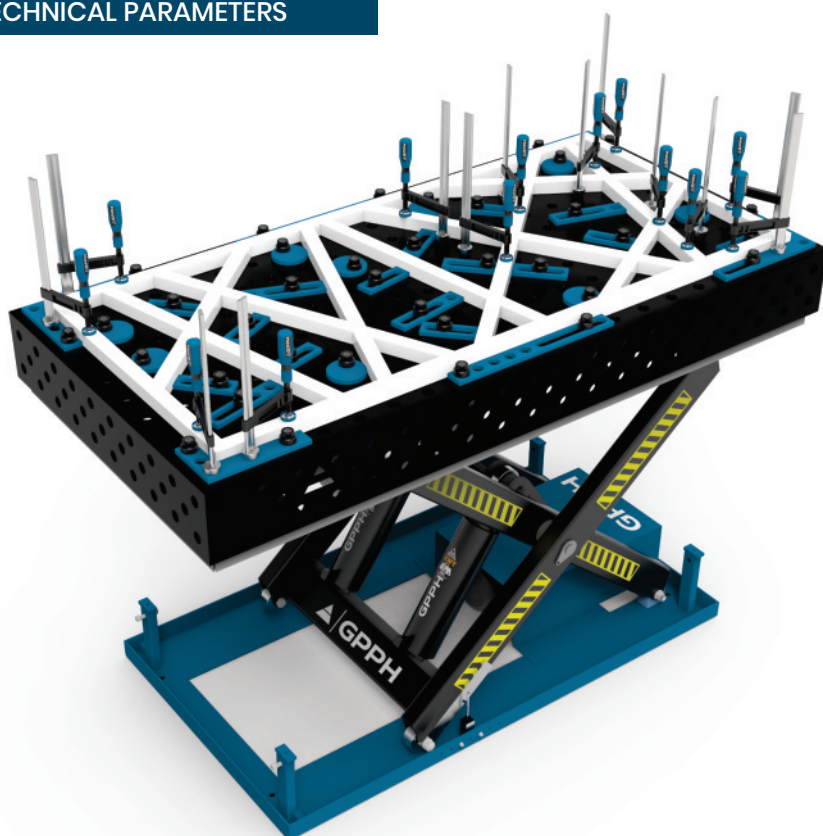


Table dimensions [mm]	Max load capacity [kg] in the case of a table with a top: <b>PRO PLUS ECO</b>	Max load capacity [kg] in the case of a table with a top: <b>EXPERT*</b>	Lifting time with a load [s]	Max table height [mm]	Min. table height [mm]	Dimensions of the base of the lifting [mm]	Motor power [kW]
1500 x 1000	1600	1400	20-25	1150	480	1220x785	2.2
1500 x 1480	1500	1200	20-25	1450	480	1220x785	2.2
2000 x 1000	3500	3200	30-40	1200	550	1863x890	2.2
2400 x 1200	3400	2900	30-40	1550	550	1863x890	2.2

\*because of the massive construction of the **EXPERT** series table tops

#### WEIGHTS OF THE GPPH WELDING TABLES WITH HYDRAULIC LIFTING SYSTEM:

Table dimensions [mm]	Weight of XWT with table top from the <b>EXPERT</b> series [kg]	Weight of XWT with table top from the <b>PRO</b> series [kg]	Weight of XWT with table top from the <b>PLUS</b> series [kg]	Weight of XWT with table top from the <b>ECO</b> series [kg]
1500 x 1000	730	550	480	410
1500 x 1480	950	700	610	510
2000 x 1000	1020	790	700	610
2400 x 1200	1310	990	870	750

# WELDING TABLES - LIFTING

with hydraulic lifting system - **XWT** series


## DIMENSIONS AND PRICELIST

Price list for the tables with a top made of S355J2+N steel with fi 28 mm and fi 16 mm holes system in a 100x100 mm grid:

Table top [mm]	EXPERT SERIES net price	PRO SERIES net price	PLUS SERIES net price	ECO SERIES net price
1500 x 1000	5 130 EUR	4 620 EUR	3 830 EUR	3 230 EUR
1500 x 1480	6 130 EUR	5 210 EUR	4 220 EUR	3 660 EUR
2000 x 1000	6 530 EUR	5 600 EUR	4 830 EUR	4 260 EUR
2400 x 1200	7 780 EUR	6 710 EUR	5 580 EUR	4 910 EUR

Price list for the tables with a top made of S355J2+N steel with fi 28 mm and fi 16 mm holes system in a diagonal grid and for tables with fi 16 mm holes system in a 50x50 mm grid:

Table top [mm]	EXPERT SERIES net price	PRO SERIES net price	PLUS SERIES net price	ECO SERIES net price
1500 x 1000	5 610 EUR	4 950 EUR	4 080 EUR	3 410 EUR
1500 x 1480	6 380 EUR	5 700 EUR	4 560 EUR	3 900 EUR
2000 x 1000	6 780 EUR	5 980 EUR	5 100 EUR	4 470 EUR
2400 x 1200	8 080 EUR	7 180 EUR	5 950 EUR	5 180 EUR





## WELDING TABLES - LIFTING

with hydraulic lifting system - **XWT** series


### DIMENSIONS AND PRICELIST

Price list for the tables with a top made of stainless steel, grade 1.4301, with fi 28 mm and fi 16 mm holes system in a 100x100 mm grid:

Table top [mm]	PRO INOX SERIES net price	PLUS INOX SERIES net price	
1500 x 1000	9 710 EUR	7 310 EUR	
1500 x 1480	12 300 EUR	9 130 EUR	
2000 x 1000	12 330 EUR	9 330 EUR	
2400 x 1200	15 880 EUR	11 830 EUR	

Price list for the tables with a top made of stainless steel, grade 1.4301, with fi 28 mm and fi 16 mm holes system in a diagonal grid and for tables with fi 16 mm holes system in a 50x50 mm grid:

Table top [mm]	PRO SERIES net price	PLUS SERIES net price	
1500 x 1000	10 250 EUR	7 850 EUR	  
1500 x 1480	12 830 EUR	9 680 EUR	
2000 x 1000	12 930 EUR	9 900 EUR	 
2400 x 1200	16 550 EUR	12 480 EUR	



# WELDING STATION


## WELDSTATION series

### TECHNICAL PARAMETERS



#### WELDING STATION WITH TOOL STORAGE SYSTEM


**WELDSTATION** is an indispensable welding station that revolutionizes the organization of the welder's workstation. Equipped with an innovative tool storage system, WeldStation provides convenience, functionality and efficiency during the welding process.



**WELDSTATION** has 4 types of drawers (in version 3000x1480):

- 4 drawers 52x553x517mm
- 4 drawers 96x553x517mm
- 4 drawers 180x553x517mm
- 2 drawers 348x553x517mm

The drawers are equipped with a **rubber mat** with a surface of anti-slip, 3 mm thick.



**3000x1480 station price\***

12 430 EUR



\*price list for all dimensions will be available from April 15, 2024

- **TOOL STORAGE SYSTEM:** The WeldStation is designed to optimally organize the tools needed for the structural assembly and welding process. The station's built-ins include drawers, perforated panels for mobile tool shelves, and a generously sized storage area for storage and easy access to essential accessories.
- **ERGONOMIC WELDING TABLE:** The centerpiece of the WeldStation is a sturdy welding table top that provides a stable and comfortable work surface.
- **DURABLE CONSTRUCTION:** WeldStation was made of high quality materials, which guarantees its durability and durability even under intensive use in harsh industrial conditions.
- **AESTHETIC DESIGN:** In addition to its functionality, WeldStation also looks elegant and professional. The aesthetic design makes the welding station not only a practical working tool, but also an attractive piece of equipment in any workshop.
- **SOLID FOUNDATION:** The tool storage system body stiffens the welding table, so that the product reaches a load capacity of **4000 kg** or **6000 kg** (depending on the selected dimensional version). It has special reinforcements dedicated to transporting it with a forklift or pallet trucks.

#### DIMENSIONS OF WELDING STATIONS

3000x1480

2400x1200

2000x1000

1500x1480



#### TABLETOP VERSIONS AVAILABLE FOR WELDING STATIONS

steel: S355J2+N

**EXPERT**

**PRO**

**PLUS**

**ECO**

steel: **INOX** 1.4301

**PRO INOX**

**PLUS INOX**

# GRINDING-WELDING STATION

SOG series

## TECHNICAL PARAMETERS



The grinding-welding station is intended for capturing and removing the dust and gases formed during grinding with a hand grinder or welding and metalworking operations. The station may be used with an exhaust fan or fan-powered filter equipment.

The GPPH grinding-welding station SOG, is available in three versions:

1270 x 770

1870 x 770



BASE



BASE WITH GUARDS



BASE WITH TOP EXHAUST

The base of the station is designed to accommodate shielding and a top extraction kit. Each version of the grinding and welding station consists of a working table with a top made of 8 mm thick metal sheet.

The table top has mounting holes in the 28 mm Ø system in a 100x100 mm grid and additional holes for dust and gas extraction.

The grinding/welding workstation with covers has a rear cover, while the version with top extraction has a top extraction enclosure. Both versions (with shielding and top extraction) are equipped with hinged doors on the right and left sides - this enables workpieces longer than the width of the grinding and welding workplace to be placed on the table.

Each version of the SOG has a 160 mm diameter spigot mounted in the side surface of the extraction sump. The air can be extracted from below via the extraction sump table. All types of grinding/welding station are equipped with an extraction sump with drawers, two 230V sockets for connecting power tools and installation for connecting workspace lighting.

You will use the following tools for the GPPH grinding/welding stations from the PLUS series mounted with the ECO/PLUS adjustable connector (see tools on page 42).






# GRINDING-WELDING STATION

SOG series

## TECHNICAL PARAMETERS

Parameters for worktop with the dimensions:	1270x770 mm	1870x770 mm
<b>BASE</b>		
Weight	167 kg	225 kg
Resistance of flow	250 Pa	250 Pa
Recommended airflow for welding	1500 m <sup>3</sup> /h	2200 m <sup>3</sup> /h
Recommended airflow for grinding	3000 m <sup>3</sup> /h	4000 m <sup>3</sup> /h
Net price	2 640 EUR	3 990 EUR
<b>BASE WITH GUARDS</b>		
Weight	190 kg	250 kg
Resistance of flow	250 Pa	250 Pa
Recommended airflow for welding	1500 m <sup>3</sup> /h	2200 m <sup>3</sup> /h
Recommended airflow for grinding	3000 m <sup>3</sup> /h	4000 m <sup>3</sup> /h
Net price	2 970 EUR	4 140 EUR
<b>BASE WITH TOP EXHAUST</b>		
Weight	264 kg	315 kg
Resistance of flow	250 Pa	250 Pa
Recommended airflow for welding	1500 m <sup>3</sup> /h	2200 m <sup>3</sup> /h
Recommended airflow for grinding	3000 m <sup>3</sup> /h	4000 m <sup>3</sup> /h
Net price	3 560 EUR	5 090 EUR



\*The visualizations present a grinding-welding station with a worktop having the dimensions of 1270x700 mm.

# WELDING SUPPORTS

## TRESTLE series

### TECHNICAL PARAMETERS

**TRESTLE** welding support is the foundation for a variety of welding projects and more. Our welding support is an indispensable tool that can be used for many industries and purposes.

GPPH WELDING SUPPORTS COME IN FOUR SERIES: **EXPERT**, **PRO**, **PLUS** AND **ECO**.

#### DIMENSIONS OF TRESTLE SUPPORTS [mm]

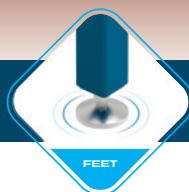
600x200x200	800x200x200	1000x200x200	1200x200x200	1500x200x200	2000x200x200	2400x200x200
-------------	-------------	--------------	--------------	--------------	--------------	--------------



#### MAIN USES OF THE TRESTLE WELDING SUPPORT INCLUDE:

- INCREASING THE WORKING AREA:** Thanks to its sturdy design, our support allows you to expand your working space, enabling more ergonomic and comfortable working conditions during welding.
- A STABLE BASE FOR WELDING PROJECTS:** Our support provides the stability and sturdiness necessary to carry out precise and complex welding projects. It is an invaluable support for professional welders and anyone looking for a solid base for their work.
- SUPPORT FOR ASSEMBLY WORK:** The welding support can also be used as a stable platform for assembling a variety of structural components, making assembly processes easier and faster.

All supports come in versions with legs on feet or on wheels



EXPERT	
GRID	HOLE SYSTEM
	Fi 28 mm
	DIAGONAL

PRO PLUS ECO		
GRID	HOLE SYSTEM	
	Fi 28 mm	Fi 16 mm
	DIAGONAL	50 x 50
		DIAGONAL



# WELDING SUPPORTS

## TRESTLE series

### PRICELIST

#### PRICE LIST OF TRESTLE WELDING SUPPORT WITH DIFFERENT TYPES OF TOPS:

Table top [mm]	net price EXPERT SERIES*	net price PRO SERIES	net price PLUS SERIES	net price ECO SERIES
600x200x200	960 EUR	740 EUR	680 EUR	550 EUR
800x200x200	1 150 EUR	810 EUR	750 EUR	610 EUR
1000x200x200	1 290 EUR	930 EUR	830 EUR	680 EUR
1200x200x200	1 460 EUR	1 080 EUR	890 EUR	740 EUR
1500x200x200	1 700 EUR	1 180 EUR	1 030 EUR	810 EUR
2000x200x200	2 080 EUR	1 340 EUR	1 230 EUR	940 EUR
2400x200x200	2 390 EUR	1 610 EUR	1 340 EUR	1 080 EUR
600x200x200	-	790 EUR	730 EUR	600 EUR
800x200x200	-	1 020 EUR	810 EUR	680 EUR
1000x200x200	-	1 030 EUR	930 EUR	780 EUR
1200x200x200	-	1 190 EUR	1 010 EUR	960 EUR
1500x200x200	-	1 310 EUR	1 170 EUR	930 EUR
2000x200x200	-	1 560 EUR	1 400 EUR	1 100 EUR
2400x200x200	-	1 840 EUR	1 560 EUR	1 260 EUR
Table top [mm]	net price EXPERT SERIES*	net price PRO SERIES	net price PLUS SERIES	net price ECO SERIES
600x200x200	1 080 EUR	860 EUR	800 EUR	670 EUR
800x200x200	1 270 EUR	930 EUR	870 EUR	730 EUR
1000x200x200	1 410 EUR	1 050 EUR	950 EUR	800 EUR
1200x200x200	1 580 EUR	1 200 EUR	1 010 EUR	860 EUR
1500x200x200	1 820 EUR	1 300 EUR	1 150 EUR	930 EUR
2000x200x200	2 200 EUR	1 460 EUR	1 350 EUR	1 060 EUR
2400x200x200	2 510 EUR	1 730 EUR	1 460 EUR	1 200 EUR
600x200x200	-	910 EUR	850 EUR	720 EUR
800x200x200	-	1 020 EUR	930 EUR	800 EUR
1000x200x200	-	1 150 EUR	1 050 EUR	900 EUR
1200x200x200	-	1 310 EUR	1 130 EUR	960 EUR
1500x200x200	-	1 430 EUR	1 290 EUR	1 050 EUR
2000x200x200	-	1 680 EUR	1 520 EUR	1 220 EUR
2400x200x200	-	1 960 EUR	1 680 EUR	1 380 EUR



\*the TRESTLE EXPERT series is only found in the 28 DIAGONAL System.  
 \*price list for blocks alone without legs can be found on page 39.



## WELDING BLOCKS

### PRICELIST

Welding Blocks are tools that are designed to connect two or more welding tables together, while maintaining functionality – just like a table top, they have a grid and mounting holes. You can use them to create a custom-shaped welding station – connecting any number of tables, creating a workstation tailored to a particular project.

The blocks can be used alone or with the legs as a TRESTLE welding support (see page 36). You can find prices for welding supports on page 37.








#### PRICE LIST OF WELDING TABLE BLOCKS

Block size [mm]	PRO SERIES net price	PLUS SERIES net price	ECO SERIES net price
600x200x200	420 EUR	360 EUR	230 EUR
800x200x200	490 EUR	430 EUR	290 EUR
1000x200x200	610 EUR	510 EUR	360 EUR
1200x200x200	760 EUR	570 EUR	420 EUR
1500x200x200	860 EUR	710 EUR	490 EUR
2000x200x200	1 020 EUR	910 EUR	620 EUR
2400x200x200	1 290 EUR	1 020 EUR	760 EUR

Block size [mm]	EXPERT SERIES net price
600x200x200	640 EUR
800x200x200	830 EUR
1000x200x200	970 EUR
1200x200x200	1 140 EUR
1500x200x200	1 380 EUR
2000x200x200	1 760 EUR
2400x200x200	2 070 EUR



Block size [mm]	PRO SERIES net price	PLUS SERIES net price	ECO SERIES net price
600x200x200	470 EUR	410 EUR	280 EUR
800x200x200	580 EUR	490 EUR	360 EUR
1000x200x200	710 EUR	610 EUR	460 EUR
1200x200x200	870 EUR	690 EUR	520 EUR
1500x200x200	990 EUR	850 EUR	610 EUR
2000x200x200	1 240 EUR	1 080 EUR	780 EUR
2400x200x200	1 520 EUR	1 240 EUR	940 EUR



TRESTLE SUPPORT LEGS TO BE PURCHASED SEPARATELY IN WHEELED OR FOOTED VERSIONS:

Leg for welding support TRESTLE on wheels

Net price 220 EUR



Leg for welding support TRESTLE on feet


Net price 160 EUR



# EXPERT SERIES TOOLS

dedicated to tables **EXPERT**


## FLAT TOOLS




**STOP EXPERT 150**  
28\_N\_004\_EXPERT



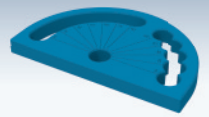
**STOP EXPERT 225**  
28\_N\_005\_EXPERT



**STOP EXPERT 260**  
28\_N\_006\_EXPERT



**STOP EXPERT 500**  
28\_N\_007\_EXPERT



**PROTRACTOR EXPERT**  
28\_N\_008\_EXPERT




**ANGLE PRECISION SQUARE (FLAT) EXPERT 275x150**  
28\_N\_009\_EXPERT



**ANGLE PRECISION SQUARE (FLAT) EXPERT 320x150**  
28\_N\_010\_EXPERT




**ANGLE PRECISION SQUARE (FLAT) EXPERT 350x250**  
28\_N\_011\_EXPERT



**ECCENTRIC STOP EXPERT Ø100mm**  
28\_N\_003\_EXPERT

## SPATIAL TOOLS



**ANGLE BRACKET 185x175**  
28\_N\_012\_EXPERT



**ANGLE BRACKET 200x200**  
28\_N\_013\_EXPERT



**ANGLE BRACKET 300x190**  
28\_N\_014\_EXPERT




**ANGLE BRACKET EXPERT 450x250**  
28\_N\_015\_EXPERT



**ANGLE BRACKET EXPERT 275x500x175x100**  
28\_N\_016\_EXPERT

## INCREASING WORKING SURFACE



**TABLE EXTENSION EXPERT 1000x100**  
28\_100x100\_N\_017\_EXPERT



**TABLE EXTENSION EXPERT 1000x200**  
28\_100x100\_N\_018\_EXPERT

## ASSEMBLY TOOLS



**MOUNTING PIN EXPERT**  
28\_T\_015\_EXPERT



**FAST ASSEMBLY BOLT EXPERT**  
28\_N\_002\_EXPERT




**MAGNETIC FAST ASSEMBLY BOLT EXPERT**  
28\_N\_002\_EXPERT\_MG

## PRO SERIES TOOLS


dedicated to tables: **PRO**, **MWT** and **XWT** with PRO series tops

### FLAT TOOLS




**STOP PRO 150**

16\_N\_004\_PRO | 28\_N\_004\_PRO



**STOP PRO 225**

16\_N\_005\_PRO | 28\_N\_005\_PRO




**STOP PRO 260**

16\_N\_006\_PRO | 28\_N\_006\_PRO



**STOP PRO 500**

16\_N\_007\_PRO | 28\_N\_007\_PRO



**PROTRACTOR PRO**

16\_N\_008\_PRO | 28\_N\_008\_PRO



**ANGLE PRECISION SQUARE  
(FLAT) PRO 275x150**

16\_N\_009\_PRO | 28\_N\_009\_PRO




**ANGLE PRECISION SQUARE  
(FLAT) PRO 320x150**

16\_N\_010\_PRO | 28\_N\_010\_PRO



**ANGLE PRECISION SQUARE  
(FLAT) PRO 350x250**

16\_N\_011\_PRO | 28\_N\_011\_PRO



**ECCENTRIC STOP  
PRO Ø100mm**

16\_N\_003\_PRO | 28\_N\_003\_PRO

### SPATIAL TOOLS



**ANGLE BRACKET  
PRO 185x175**

16\_N\_012\_PRO | 28\_N\_012\_PRO



**ANGLE BRACKET  
PRO 200x200**

16\_N\_013\_PRO | 28\_N\_013\_PRO



**ANGLE BRACKET  
PRO 300x190**

16\_N\_014\_PRO | 28\_N\_014\_PRO



**ANGLE BRACKET  
PRO 450x250**


16\_N\_015\_PRO | 28\_N\_015\_PRO



**ANGLE BRACKET  
PRO 275x500x175x100**


16\_N\_016\_PRO | 28\_N\_016\_PRO

### INCREASING WORKING SURFACE



**TABLE EXTENSION  
PRO 1000X100**

16\_100x100\_N\_017\_PRO  
28\_100x100\_N\_017\_PRO



**TABLE EXTENSION  
PRO 1000X200**

16\_100x100\_N\_018\_PRO  
28\_100x100\_N\_018\_PRO

### ASSEMBLY TOOLS



**MOUNTING PIN PRO**

16\_T\_015\_PRO | 28\_T\_015\_PRO



**FAST ASSEMBLY BOLT  
PRO**

16\_N\_002\_PRO | 28\_N\_002\_PRO



**MAGNETIC FAST ASSEMBLY  
BOLT PRO**

16\_N\_002\_PRO\_MG  
28\_N\_002\_PRO\_MG



**FAST ASSEMBLY BOLT UNI**


16\_N\_002\_UNI | 28\_N\_002\_UNI



## PLUS SERIES TOOLS

dedicated to tables: **PLUS**, **BASIC**, and **XWT** with **PLUS** series tops  
as well as for tables: **ECO**, **DIY**, **XWT** with tops from the **ECO** series and for **SOG** stations\*\*


### FLAT TOOLS



**STOP PLUS 150**  
16\_N\_004\_PLUS | 28\_N\_004\_PLUS



**STOP PLUS 225**  
16\_N\_005\_PLUS | 28\_N\_005\_PLUS



**STOP PLUS 260**  
16\_N\_006\_PLUS | 28\_N\_006\_PLUS



**STOP PLUS 500**  
16\_N\_007\_PLUS | 28\_N\_007\_PLUS



**PROTRATOR PLUS**  
16\_N\_008\_PLUS | 28\_N\_008\_PLUS



**ANGLE PRECISION SQUARE (FLAT) PLUS 275x150**  
16\_N\_009\_PLUS | 28\_N\_009\_PLUS



**ANGLE PRECISION SQUARE (FLAT) PLUS 320x150**  
16\_N\_010\_PLUS | 28\_N\_010\_PLUS



**ANGLE PRECISION SQUARE (FLAT) PLUS 350x250**  
16\_N\_011\_PLUS | 28\_N\_011\_PRO



**ECCENTRIC STOP PLUS Ø100mm**  
16\_N\_003\_PLUS | 28\_N\_003\_PLUS

### SPATIAL TOOLS



**ANGLE BRACKET PLUS 185x175**  
16\_N\_012\_PLUS | 28\_N\_012\_PLUS



**ANGLE BRACKET PLUS 200x200**  
16\_N\_013\_PLUS | 28\_N\_013\_PLUS



**ANGLE BRACKET PLUS 300x190**  
16\_N\_014\_PLUS | 28\_N\_014\_PLUS




**ANGLE BRACKET PLUS 450x250**  
16\_N\_015\_PLUS | 28\_N\_015\_PLUS




**ANGLE BRACKET PLUS 275x500x175x100**  
16\_N\_016\_PLUS | 28\_N\_016\_PLUS

### INCREASING WORKING SURFACE



**TABLE EXTENSION PLUS 1000X100**  
16\_100x100\_N\_017\_PLUS  
28\_100x100\_N\_017\_PLUS



**TABLE EXTENSION PLUS 1000X200**  
16\_100x100\_N\_018\_PLUS  
28\_100x100\_N\_018\_PLUS

### ASSEMBLY TOOLS



**MOUNTING PIN PLUS**  
16\_T\_015\_PLUS | 28\_T\_015\_PLUS



**FAST ASSEMBLY BOLT PLUS**  
16\_N\_002\_PLUS | 28\_N\_002\_PLUS



**MAGNETIC FAST ASSEMBLY BOLT PLUS**  
16\_N\_002\_PLUS\_MG  
28\_N\_002\_PLUS\_MG



**FAST ASSEMBLY BOLT UNI**  
16\_N\_002\_UNI | 28\_N\_002\_UNI


\*all tools are available in fi 16 mm and fi 28 mm holes.

\*\*in this case (tables: ECO, DIY, XWT with an ECO series top and SOG stands), the tools are mounted with a fast assembly bolt ECO/PLUS - you will find it on page 42.

## ECO SERIES TOOLS


dedicated to increasing the working surface of **ECO** tables and for mounting PLUS series tools on tables: **ECO**, **DIY**, **XWT** series with **ECO** series tops and on **SOG** stations\*\*

### INCREASING WORKING SURFACE



**TABLE EXTENSION  
ECO 1000X100**

16\_100x100\_N\_017\_ECO  
28\_100x100\_N\_017\_ECO



**TABLE EXTENSION  
ECO 1000X200**

16\_100x100\_N\_018\_ECO  
28\_100x100\_N\_018\_ECO

### ASSEMBLY TOOLS



**MOUNTING PIN ECO**  
16\_T\_015\_ECO | 28\_T\_015\_ECO



**FAST ASSEMBLY BOLT  
ECO/PLUS**  
16\_N\_002\_ECO\_PLUS  
28\_N\_002\_ECO\_PLUS



**MAGNETIC FAST ASSEMBLY  
BOLT PLUS**  
16\_N\_002\_PLUS\_MG  
28\_N\_002\_PLUS\_MG



**FAST ASSEMBLY BOLT UNI**  
16\_N\_002\_UNI | 28\_N\_002\_UNI

\*all tools are available in fi 16 mm and fi 28 mm holes.

\*\*in this case, the tools are mounted using the 19-22 PLUS/ECO adjustable mandrel - you will find it on this page in the "Assembly tools" section



# UNIVERSAL TOOLS

dedicated to all GPPH tables and stations

## FASTENING CLAMPS



**FASTENING CLAMP**  
16\_N\_001A | 28\_N\_001A



**FASTENING CLAMP WITH LEVER**  
16\_N\_001B | 28\_N\_001B



**VARIABLE THROAT DEPTH CLAMP**  
16\_N\_001C | 28\_N\_001C




**VARIABLE THROAT DEPTH WITH LEVER CLAMP**  
16\_N\_001D | 28\_N\_001D




**FASTENING CLAMP WITH LEVER**  
16\_N\_001F | 28\_N\_001F

## PRISMS, WELDING TORCH HANDLE



**PRISM Ø58MM 130°**  
16\_N\_021 | 28\_N\_021



**PRISM Ø58MM 130°/90°**  
16\_N\_023 | 28\_N\_023




**PRISM Ø58MM 90°**  
16\_N\_022 | 28\_N\_022




**WELDING TORCH HANDLE**  
N\_024


## MOBILE TOOL SHELVES




**FAST ASSEMBLY BOLT SHELF S**  
16\_T\_011A | 28\_T\_011A




**FAST ASSEMBLY BOLT SHELF M**  
16\_T\_011B | 28\_T\_011B




**CLAMP SHELF S**  
16\_T\_011C | 28\_T\_011C




**CLAMP SHELF M**  
16\_T\_011D | 28\_T\_011D




**FLAT SHELF S**  
16\_T\_011E | 28\_T\_011E




**FLAT SHELF M**  
16\_T\_011F | 28\_T\_011F



**FLAT SHELF L**  
16\_T\_011G | 28\_T\_011G



**MOBILE SHELF FOR EXTENSIONS**  
T\_011J



**MIX SHELF**  
16\_T\_011H | 28\_T\_011H



**DOCUMENTATION SHELF**  
16\_T\_011I | 28\_T\_011I

\*all tools are available in fi 16 mm and fi 28 mm holes.




## TOOL TROLLEYS

maintaining order at the workplace




### TOOL TROLLEY M

16\_T\_012B | 28\_T\_012B





One of the many advantages of the small tool trolley is that it fits under most dimensions of GPPH Welding Tables. You have all the tools at your fingertips while working!




### TOOL TROLLEY L

16\_T\_012A | 28\_T\_012A

The large GPPH tool trolley will accommodate a set of tools even for the most demanding user! Thanks to it, your workplace will become transparent like never before, and GPPH tools will be clearly arranged and more accessible.



\*tool trolleys are available in the version of holes fi 16 mm and fi 28 mm. You can check the price of tool trolleys on page 46.



# TOOLS

## PRICELIST

TOOL	PRICE			
	EXPERT SERIES	PRO SERIES	PLUS SERIES	ECO SERIES
<b>FLAT TOOLS</b>				
<b>Stop 150</b> 16_N_004_(PRO/PLUS)   28_N_004_(EXPERT/PRO/PLUS)	38 EUR	29 EUR	21 EUR	-
<b>Stop 225</b> 16_N_005_(PRO/PLUS)   28_N_005_(EXPERT/PRO/PLUS)	43 EUR	33 EUR	24 EUR	-
<b>Stop 260</b> 16_N_006_(PRO/PLUS)   28_N_006_(EXPERT/PRO/PLUS)	47 EUR	36 EUR	26 EUR	-
<b>Stop 500</b> 16_N_007_(PRO/PLUS)   28_N_007_(EXPERT/PRO/PLUS)	83 EUR	52 EUR	38 EUR	-
<b>Protractor</b> 16_N_008_(PRO/PLUS)   28_N_008_(EXPERT/PRO/PLUS)	88 EUR	57 EUR	48 EUR	-
<b>Angle precision square (flat) 275x150</b> 16_N_009_(PRO/PLUS)   28_N_009_(EXPERT/PRO/PLUS)	72 EUR	48 EUR	43 EUR	-
<b>Angle precision square (flat) 320x150</b> 16_N_010_(PRO/PLUS)   28_N_010_(EXPERT/PRO/PLUS)	81 EUR	55 EUR	50 EUR	-
<b>Angle precision square (flat) 350x250</b> 16_N_011_(PRO/PLUS)   28_N_011_(EXPERT/PRO/PLUS)	124 EUR	67 EUR	62 EUR	-
<b>Eccentric stop Ø100</b> 16_N_003_(PRO/PLUS)   28_N_003_(EXPERT/PRO/PLUS)	41 EUR	31 EUR	24 EUR	-
<b>SPATIAL TOOLS</b>				
<b>Angle bracket 185x175</b> 16_N_012_(PRO/PLUS)   28_N_012_(EXPERT/PRO/PLUS)	96 EUR	72 EUR	50 EUR	-
<b>Angle bracket 200x200</b> 16_N_013_(PRO/PLUS)   28_N_013_(EXPERT/PRO/PLUS)	157 EUR	105 EUR	88 EUR	-
<b>Angle bracket 300x190</b> 16_N_014_(PRO/PLUS)   28_N_014_(EXPERT/PRO/PLUS)	229 EUR	88 EUR	76 EUR	-
<b>Angle bracket 450x250</b> 16_N_015_(PRO/PLUS)   28_N_015_(EXPERT/PRO/PLUS)	207 EUR	117 EUR	107 EUR	-
<b>Angle bracket 275x500x175x100</b> 16_N_016_(PRO/PLUS)   28_N_016_(EXPERT/PRO/PLUS)	428 EUR	236 EUR	186 EUR	-
<b>INCREASING WORKING SURFACE</b>				
<b>Table extension 1000x100</b> 16_100x100_N_017_(PRO/PLUS/ECO)   28_100x100_N_017_(EXPERT/PRO/PLUS/ECO)	370 EUR	226 EUR	167 EUR	141 EUR
<b>Table extension 1000x200</b> 16_100x100_N_018_(PRO/PLUS)   28_100x100_N_018_(EXPERT/PRO/PLUS)	480 EUR	286 EUR	214 EUR	164 EUR
<b>ASSEMBLY TOOLS</b>				
<b>Mounting pin</b> 16_T_015_(PRO/PLUS/ECO)   28_T_015_(EXPERT/PRO/PLUS/ECO)	12 EUR	9 EUR	9 EUR	9 EUR
<b>Fast assembly bolt EXPERT</b> 28_N_002_EXPERT	43 EUR	-	-	-
<b>Fast assembly bolt PRO</b> 16_N_002_PRO   28_N_002_PRO	-	33 EUR	-	-
<b>Fast assembly bolt PLUS</b> 16_N_002_PLUS   28_N_002_PLUS	-	-	31 EUR	-
<b>Fast assembly bolt ECO/PLUS</b> 16_N_002_ECO_PLUS   28_N_002_ECO_PLUS	-	-	-	31 EUR
<b>Magnetic fast assembly bolt EXPERT</b> 16_N_002_PRO_MG   28_N_002_PRO_MG	45 EUR	-	-	-
<b>Magnetic fast assembly bolt PRO</b> 16_N_002_PRO_MG   28_N_002_PRO_MG	-	35,60 EUR	-	-
<b>Magnetic fast assembly bolt PLUS</b> 16_N_002_PLUS_MG   28_N_002_PLUS_MG	-	-	35,60 EUR	-
<b>Fast assembly bolt UNI</b> 16_N_002_UNI   28_N_002_UNI	43 EUR			

# TOOLS

## PRICELIST




TOOL	PRICE
<b>FASTENING CLAMPS</b>	
<b>Fastening clamp</b> 16_N_001A   28_N_001A	31 EUR
<b>Fastening clamp with lever</b> 16_N_001B   28_N_001B	55 EUR
<b>Variable throat depth clamp</b> 16_N_001C   28_N_001C	71 EUR
<b>Variable throatdepth with lever clamp</b> 16_N_001D   28_N_001D	96 EUR
<b>Fastening clamp with lever</b> 16_N_001F   28_N_001F	77 EUR
<b>PRISMS, WELDING TORCH HANDLE</b>	
<b>Prism Ø58mm 130°</b> 16_N_021   28_N_021	12 EUR
<b>Prism Ø58mm 130°/90°</b> 16_N_023   28_N_023	17 EUR
<b>Prism Ø58mm 90°</b> 16_N_022   28_N_022	12 EUR
<b>Welding torch handle</b> N_024	24 EUR
<b>MOBILE TOOL SHELVES</b>	
<b>Fast assembly bolt shelf S</b> 16_T_011A   28_T_011A	17 EUR
<b>Fast assembly bolt shelf M</b> 16_T_011B   28_T_011B	19 EUR
<b>Clamp shelf S</b> 16_T_011C   28_T_011C	17 EUR
<b>Clamp shelf M</b> 16_T_011D   28_T_011D	19 EUR
<b>Flat shelf S</b> 16_T_011E   28_T_011E	22 EUR
<b>Flat shelf M</b> 16_T_011F   28_T_011F	24 EUR
<b>Flat shelf L</b> 16_T_011G   28_T_011G	26 EUR
<b>Mobile shelf for extensions</b> T_011J	12 EUR
<b>MIX shelf</b> 16_T_011H   28_T_011H	33 EUR
<b>Documentation shelf</b> 16_T_011I   28_T_011I	24 EUR
<b>TOOL TROLLEYS</b>	
<b>Tool trolley M</b> 16_T_012B   28_T_012B	669 EUR
<b>Tool trolley L</b> 16_T_012A   28_T_012A	669 EUR



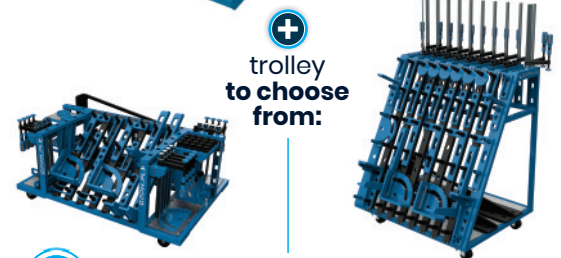
# TOOLKITS

each toolkit is available in the PRO and PLUS series tool\*\*

## PRICELIST



**+**  
trolley  
to choose  
from:





**+**  
trolley  
to choose  
from:



TOOLKIT 1	
<b>EXPERT series</b> for tables: EXPERT, XWT EXPERT, WELDSTATION EXPERT	11 675 EUR
<b>PRO series</b> for tables: PRO, XWT PRO, WELDSTATION PRO	8 379 EUR
<b>PLUS series</b> for tables: PLUS, BASIC, XWT PLUS, WELDSTATION PLUS	7 389 EUR
<b>ECO series</b> for tables: ECO, DIY, XWT ECO, WELDSTATION ECO	7 247 EUR



TOOLKIT 2	
<b>EXPERT series</b> for tables: EXPERT, XWT EXPERT, WELDSTATION EXPERT	6 902 EUR
<b>PRO series</b> for tables: PRO, XWT PRO, WELDSTATION PRO	5 129 EUR
<b>PLUS series</b> for tables: PLUS, BASIC, XWT PLUS, WELDSTATION PLUS	4 589 EUR
<b>ECO series</b> for tables: ECO, DIY, XWT ECO, WELDSTATION ECO	4 511 EUR



TOOLKIT 3	
<b>EXPERT series</b> for tables: EXPERT, XWT EXPERT, WELDSTATION EXPERT	3 601 EUR
<b>PRO series</b> for tables: PRO, XWT PRO, WELDSTATION PRO	2 539 EUR
<b>PLUS series</b> for tables: PLUS, BASIC, XWT PLUS, WELDSTATION PLUS	2 229 EUR
<b>ECO series</b> for tables: ECO, DIY, XWT ECO, WELDSTATION ECO	2 229 EUR



TOOLKIT 4	
<b>EXPERT series</b> for tables: EXPERT, XWT EXPERT, WELDSTATION EXPERT	1337 EUR
<b>PRO series</b> for tables: PRO, XWT PRO, WELDSTATION PRO	1 031 EUR
<b>PLUS series</b> for tables: PLUS, BASIC, XWT PLUS, WELDSTATION PLUS	899 EUR
<b>ECO series</b> for tables: ECO, DIY, XWT ECO, WELDSTATION ECO	899 EUR

\*all tools are available in the version Ø 16 mm and Ø 28 mm.

\*\*in the case of sets with tools from the PLUS series, depending on the thickness of the tabletop, the fast assembly bolt included in the set changes - in the case of PLUS, BASIC, and XWT tables with PLUS series top, it is the Fast assembly bolt 23 PLUS, and in the case of ECO, DIY, XWT tables with ECO series top and SOG stations, it is fast assembly bolt ECO/PLUS.

## TOOLKITS

each toolkit is available in the PRO and PLUS series tool\*\*

### CONTENTS OF THE KITS

NUMBER OF TOOLS INCLUDED IN THE SET				
TOOLS	Toolkit no. 1	Toolkit no. 2	Toolkit no. 3	Toolkit no. 4
Fastening clamp	10	8	8	4
Fastening clamp with lever	10	4	2	-
Variable throat depth clamp	5	2	-	-
Variable throatdepth with lever clamp	5	2	-	-
Fast assembly bolt 30	40	30	18	10
Eccentric stop Ø100	8	6	4	2
Stop 150	8	6	4	2
Stop 225	4	4	4	2
Stop 500	4	2	-	-
Protractor	2	1	1	-
Angle precision square (flat) 275x150	-	-	-	2
Angle precision square (flat) 320x150	4	4	2	2
Angle precision square (flat) 350x250	2	2	2	-
Angle bracket 185x175	8	4	4	2
Angle bracket 200x200	2	2	2	-
Angle bracket 300x190	4	2	2	-
Angle bracket 450x250	4	2	1	-
Angle bracket 275x500x175x100	2	-	-	-
Table extension 1000x100	2	1	-	-
Table extension 1000x200	2	1	-	-
Welding torch handle	1	1	1	1
Prism Ø58mm 130°	10	-	-	-
Prism Ø58mm 130°/90°	-	4	2	-
Tool trolley (versions to choose: M or L)	1	1	-	-
Fast assembly bolt shelf S	-	-	-	1
Fast assembly bolt shelf M	2	2	1	-
Clamp shelf M	2	2	1	-
Flat shelf M	2	2	1	-
MIX shelf	1	1	-	-
Documentation shelf	1	-	-	-
<b>The total number of tools included in the set</b>	<b>146</b>	<b>96</b>	<b>60</b>	<b>28</b>



## GPPH CHEM

professional chemicals for the welding industry

### PRODUCT FEATURES



CH\_001\_PR

CH\_002\_PR

**PROTECTOR** (concentrate) is an essential preparation for protecting the welding bench by leaving a special, permanent protective layer on them. It keeps welding tables splinter-free, resulting in more precise, comfortable and orderly work.

The use of PROTECTOR significantly protects the equipment from the effects of use. The fluid is odourless and does not emit volatile substances hazardous to health during welding. It does not contain oil compounds, so there are no contraindications for use on materials that are subsequently painted or galvanised.

Capacity: 1l 14 EUR

Capacity: 5l 49 EUR



CH\_001\_CL

CH\_002\_CL

**HD CLEANER** (concentrate) is an alkaline, highly concentrated and powerful cleaner for welding tables enriched with corrosion inhibitors. The product effectively cleans heavily soiled table surfaces, leaving an active anti-corrosion coating. Thanks to its specially developed formulation, HD Cleaner stands out for its high cleaning efficiency.

Capacity: 1l 32 EUR

Capacity: 5l 149 EUR

We recommend the application of the product with the **GPPH CHEM Sprayer** to obtain the best effects. GPPH CHEM Sprayer is the best solution for the application of professional chemicals GPPH CHEM: **PROTECTOR** and **HD CLEANER**.


- **SYSTEM 360°** – spray at any position of the container
- **SUPER DOUBLE ACTION PUMP** – spray after pressing and releasing the lever of the pump continuous stream
- **ADJUSTABLE NOZZLE** – adjust the degree of spray from a mist to a continuous stream
- **LIQUID LEVEL INDICATOR** – easy dosage of liquid and control of its level in the tank
- **FPM SEALS** – high chemical resistance ensuring long and failure-free operation
- **STABILIZING RING** (bottom part of the spray) – stabilizing and protecting the tank against mechanical damage
- **CAPACITY (l):** 0,5l
- **SPRAY RATE FOR A FULL CYCLE (ml):** 3ml
- **WEIGHT (kg)** (of the sprayer, without liquid inside): 0.14kg



CH\_001\_SPR

Sprayer 12 EUR





# CHEMICAL AGENTS FOR WELDING



## HD CLEANER

highly concentrated and effective agent for cleaning welding tables, enriched with corrosion inhibitors



## SPRAYER

ideal for applying GPPH chemicals



## PROTECTOR

anti-spatter concentrate for protecting welding tables, enriched with corrosion inhibitors

FIND US:   



**#makeWELDING  
SIMPLEagain**



[info@gpph.pl](mailto:info@gpph.pl)



ul. Ractawicka 7  
39-300 Mielec, Poland



+48 / 573-568-355