


GPPH SMART

WELDING TABLES

■ ECONOMIC VERSION



www.GPPH-GROUP.com

The new line of GPPH SMART welding tables is an economical alternative that combines functionality with an attractive price. Created for users who need essential welding tools, but do not require the advanced features of professional equipment. Ideal for those who value reliability and affordability.



GPPH SMART welding tables is a line of economical welding tables, which is available in two series:

- with table tops of thickness **15 mm (SMART15)**
- with table tops of thickness **12 mm (SMART12)**

All tables come in the version with legs on feet or on wheels.



Depending on your preference, you can choose **GPPH SMART 15** or **GPPH SMART 12** welding tables with $\Phi 16$ mm or $\Phi 28$ mm hole system in 100x100 grid.



AVAILABLE WELDING TABLE DIMENSIONS GPPH SMART 15 AND GPPH SMART 12

1500x1000

1500x1480

2000x1000

2400x1200

3000x1480*

*The table 3000x1480 mm consists of two connected tables of 1500x1480 mm.

PRICE-LIST FOR TABLES WITH LEGS ON FEET

with hole system \varnothing 16mm and \varnothing 28mm in 100x100 grid


Table top	Net price GPPH SMART 15	Net price GPPH SMART 12
1500x1000	1 890 USD	1 290 USD
1500x1480	2 120 USD	1 490 USD
2000x1000	2 090 USD	1 420 USD
2400x1200	2 520 USD	1 790 USD
3000x1480*	4 240 USD	2 980 USD



PRICE-LIST FOR TABLES WITH LEGS ON WHEELS

with hole system \varnothing 16mm and \varnothing 28mm in 100x100 grid

Table top	Net price GPPH SMART 15	Net price GPPH SMART 12
1500x1000	2 090 USD	1 490 USD
1500x1480	2 320 USD	1 690 USD
2000x1000	2 290 USD	1 620 USD
2400x1200	2 720 USD	1 990 USD
3000x1480*	4 640 USD	3 380 USD



*The table 3000x1480 mm consists of two connected tables of 1500x1480 mm.

The differences between the economical welding tables **GPPH SMART 15**, and traditional, professional GPPH welding tables











Series of traditional welding tables GPPH PRO	Series of economical welding tables GPPH SMART 15
Tolerance on flatness: $\pm 0,3$ mm on the whole table*	Tolerance on flatness: $\pm 0,5$ mm on the whole table*
3 rows of holes in the side wall	2 rows of holes in the side wall
Holes manufacturing tolerance: $+0,05$ mm	
Chamfered and milled holes	
Chamfered holes from bottom	
Milled edges of the tabletop	
Leg profile: 100x100x4 mm	Leg profile: 60x60x4 mm
Carrying capacity: 700kg / leg (Total load capacity for table with 4 legs: 2800kg)	Carrying capacity: max. 1800 kg
Number of dimensional versions: 10	Number of dimensional versions: 5
Sidewall deviation tolerance: $\pm 0,3^\circ$	Sidewall deviation tolerance: $\pm 0,35^\circ$
Available hole grids: 100x100mm, 50x50mm, diagonal	Available hole grids: 100x100mm

The differences between the economical welding tables **GPPH SMART 12**, and traditional, professional GPPH welding tables

Series of traditional welding tables GPPH PLUS	Series of economical welding tables GPPH SMART 12
Tolerance on flatness: $\pm 0,3$ mm on the whole table*	Tolerance on flatness: $\pm 0,5$ mm on the whole table*
3 rows of holes in the side wall	2 rows of holes in the side wall
Holes manufacturing tolerance: $+0,05$ mm	
Chamfered and milled holes	
Chamfered holes from bottom	
Milled edges of the tabletop	
Leg profile: 80x80x4 mm	Leg profile: 60x60x4 mm
Carrying capacity: 500kg / leg (Total load capacity for table with 4 legs: 2000kg)	Carrying capacity: max. 1200 kg
Number of dimensional versions: 10	Number of dimensional versions: 5
Sidewall deviation tolerance: $\pm 0,3^\circ$	Sidewall deviation tolerance: $\pm 0,35^\circ$
Available hole grids: 100x100mm, 50x50mm, diagonal	Available hole grids: 100x100mm

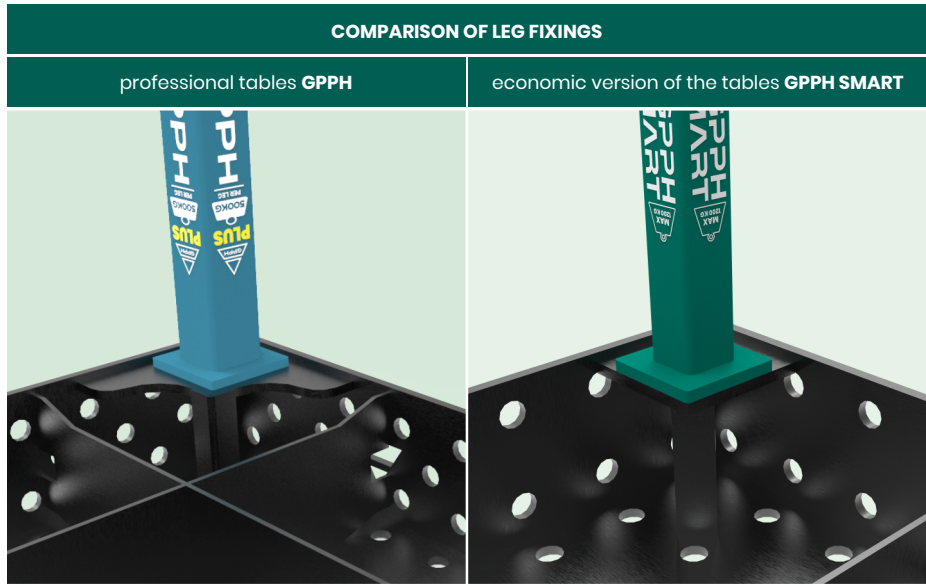
*Provided the table is properly leveled.

Comparison of the ribbing of economical welding tables **GPPH SMART** with traditional professional GPPH welding tables

Table top	Ribbing in the professional version of tables GPPH	Ribbing in the economic version of tables GPPH SMART
1500x1000		
1500x1480		
2000x1000		
2400x1200		
3000x1480*		

*The table 3000x1480 mm consists of two connected tables of 1500x1480 mm.


The differences between the economical welding tables **GPPH SMART** and traditional, professional welding tables **GPPH**



Tools for economic welding tables **GPPH SMART** are available for tables with 15mm and 12mm thick tops

THE NUMBER OF TOOLS INCLUDED IN EACH SET

TOOL NAME	SMART SET NO. 1	SMART SET NO. 2
Fast assembly bolt	10	5
Positioning pin	10	5
Fastening clamp	5	4
Stop 150	3	2
Stop 225	3	2
Stop 260	3	-
Eccentric stop	5	2
Angle precision square (Flat) 275x150	2	-
Fast assembly bolt shelf S	-	1
Fast assembly bolt shelf M	1	-
Welding torch handle	1	1
Total number of tools included in the set	43	22



PRICE OF SMART SET NO. 1

15mm	1 461 USD
12mm	1 299 USD

PRICE OF SMART SET NO. 2

15mm	701 USD
12mm	634 USD

GPPH SMART welding table tool sets are designed to get you started on welding tables, with flat structures.

If you need more tools, our standard offer includes tool sets of 146, 96, 60 or 28 items. Standard tool sets additionally include spatial tools, more types of clamps, extensions, mobile tool shelves or tool carts.

FIND US:



GPPH SMART



+48 / 573-568-355



gpph@gpph.pl



ul. Ractawicka 7
39-300 Mielec, Poland